

**pore**  
enrichment

**5** YEAR  
WARRANTY

# PURESPA

ESSENTIAL OIL DIFFUSER



USER MANUAL  
MODEL: PEPURSPA

## WARNINGS AND PRECAUTIONS



READ THIS ENTIRE INSTRUCTION MANUAL BEFORE OPERATION. FAILURE TO ADHERE TO THE FOLLOWING INSTRUCTIONS CAN CAUSE HARM TO YOU OR THE DEVICE.

1. Place PureSpa on a flat, level surface approximately 2 feet from the floor and 4 inches from the wall. Do not place PureSpa on top of fabrics.
2. Turn off PureSpa and disconnect it from the electrical outlet before filling or cleaning the water tank.
3. Use the provided measuring cup to fill the water tank.
4. Do not fill water beyond the MAX level marked on the measuring cup. PureSpa will not work if overfilled.
5. Do not add water to the diffuser through the top opening.
6. Keep PureSpa out of the reach of children and pets.
7. Place PureSpa in a clear space that allows the mist to flow freely away from appliances that are sensitive to water.
8. Ensure the power cord is tucked away to prevent tripping accidents.
9. Do not add more than the recommended drops of essential oil.
10. Never move PureSpa while it is still running.
11. Do not fill with hot water. Room temperature water is best.

## PRODUCT SPECIFICATIONS

|                 |  |
|-----------------|--|
| Dimensions:     | 3.9" (W) x 3.9" (D) x 8.3" (H)                                 |
| Water Capacity: | 3.4 oz (100 ml)  |
| LED Lights      | Multi-color changing lights (blue, green, red, yellow, purple) |
| Run Time:       | 5-7 hours*   |
| Aroma Coverage: | Up to 250 square feet*   |
| Power:          | 100-240V, 50/60Hz, 12W   |

\*Run time may vary depending on water quality, room temperature, and the amount of water in the tank.

## FCC NOTICE

**Model: PureSpa Essential Oil Diffuser (PEPURSPA)**

**This device complies with part 18 of the FCC Rules.**

Pure Enrichment  
2803 S Yale St.  
Santa Ana, CA 92704  
pureenrichment.com

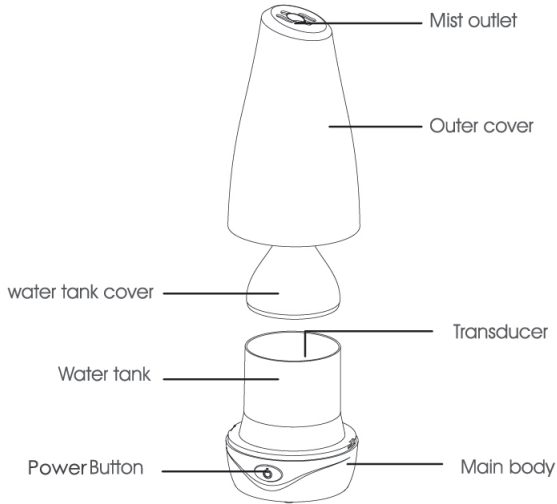
This equipment generates, uses and can radiate radio frequency energy and, if not installed and used in accordance with the instructions, may cause harmful interference to radio communications. The equipment should be maintained as discussed in this manual. Changes or modifications not expressly approved by Pure Enrichment will void the user's authority to operate the equipment. If this equipment does cause harmful interference to radio or television reception, which can be determined by turning the equipment off and on, the user is encouraged to try to correct the interference by one or more of the following measures:

- Reorient or relocate the receiving antenna.
- Increase the separation between the equipment and receiver.
- Connect the equipment into an outlet on a circuit different from that to which the receiver is connected.
- Consult the dealer or an experienced radio/TV technician for help.

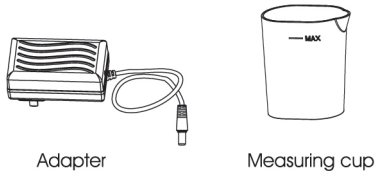
## INTRODUCTION

Thank you for purchasing the PureSpa Essential Oil Diffuser. This decorative ultrasonic essential oil diffuser generates a calming and scented aromatherapy for a relaxing experience.

## PRODUCT DIAGRAM



## ADDITIONAL ACCESSORIES



## PRODUCT FEATURES

**Aromatherapy:** Enjoy the ultimate aromatherapy experience using your favorite essential oil. The safe, non-heating diffuser uses advanced ultrasonic technology that produces high-frequency vibrations that turn water into a therapeutic mist.

**LED Color-Changing Night Light:** Creates a tranquil ambience that supports relaxation.

## HOW TO USE PURESIPA

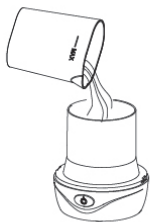


1. Lift outer cover to access water tank.



2. Lift water tank cover gently.

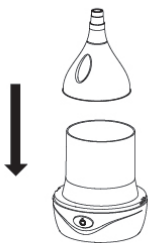
## HOW TO USE PURESIPA (Cont'd)



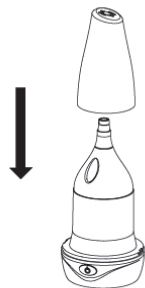
3. Use the measuring cup to add water to the water tank. **DO NOT** use hot water or fill water beyond the MAX level mark inside your PureSpa. It will not work if overfilled.



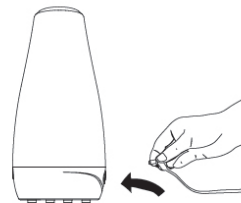
4. Add 3-5 drops of essential oil.



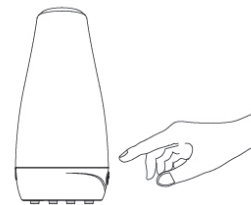
5. Replace the water tank cover.



6. Replace the outer cover.



7. Connect PureSpa to the power adapter.

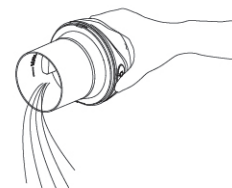


8. Press the Power Button to turn on and off:  
1st press: PureSpa ON, Light OFF  
2nd press: PureSpa ON, Light ON  
3rd press: PureSpa OFF, Light OFF  
Light effect best seen in the dark.

## AFTER USE



9. Turn PureSpa OFF and unplug from the electrical outlet. Then lift off outer cover and water tank cover.



10. Drain and rinse the water tank thoroughly to remove any sediment and dirt. Wipe clean and dry with a clean soft cloth or paper towel.

**DO NOT FILL PURESIPA WITH HOT WATER! DOING SO MAY CAUSE LEAKING. WHENEVER PureSpa IS NOT IN USE, REMOVE THE WATER FROM THE TANK.**

## USING ESSENTIAL OILS WITH PURESIPA

To avoid unnecessary damage to PureSpa or harm to you or others who live or work with you, please keep the following recommendations in mind when using essential oils:

- Use 100% all-natural essential oil.
- DO NOT exceed 3-5 drops of essential oil per 3.4 ounces of water.
- Avoid spilling essential oil on your skin. If you do, immediately dilute it with a carrier oil like coconut oil or olive oil. If swallowed, seek medical help immediately.
- The water tank and cover are made of oil-proof materials. Other PureSpa parts however should not come in contact with essential oil as some oil ingredients may dissolve them.
- Clean the water tank after each use. Some essential oils are not water-soluble and may remain in the water tank causing residue or an unpleasant odor if mixed with another essential oil.
- Immediately discontinue the use of any essential oil that makes you feel sick or produces an adverse side effect.
- Pregnant women, elderly people, young children or people with chronic diseases may be more sensitive to a particular fragrance.
- Store essential oil in a dark, cool place with the cap tightly closed and out of the reach of children and pets.
- Observe the expiration date of your essential oil. For most oils, the standard expiration date is one year from first opening. Citrus oils have a six-month expiration.

Pure Enrichment's 100% Pure Essential Oils (not included) are the perfect way to take advantage of PureSpa's aromatherapy benefits. Visit [pureenrichment.com](http://pureenrichment.com) to order today!

## WARRANTY

PureSpa comes with an industry-leading 5 Year Warranty that begins on the date of purchase.

The warranty applies to the oil diffuser and necessary parts and labor relating thereto. The warranty does not apply to damage resulting from failure to follow the operating instructions, accidents, abuse, alterations or disassembly by unauthorized individuals.

## PRODUCT REGISTRATION

To ensure your full warranty, and to receive product updates and streamlined customer support, remember to register your product at:

[pureenrichment.com/productregistration](http://pureenrichment.com/productregistration)

## ARE YOU 100% SATISFIED?

If you have product questions or concerns, don't hesitate to contact us directly at:

Email: [help@pureenrichment.com](mailto:help@pureenrichment.com)

Phone: (657) 275-3737

(Available Monday-Friday, 8am-5pm PST)

Pure Enrichment has an award-winning warranty, exchange, and customer service program that guarantees hassle-free solutions to any issue you might have within 24 hours!



Santa Ana, CA 92704  
[pureenrichment.com](http://pureenrichment.com)